

How students can access Zoom meetings in NSW public schools

Sign into Zoom with a desktop browser

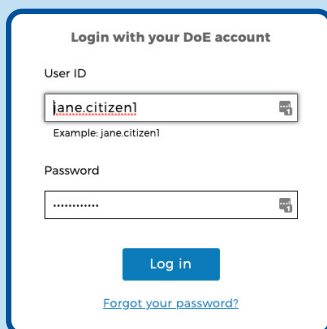


Chrome Edge Firefox Safari

1. Use a **modern browser** in Windows, MacOS or Linux.
2. Browse to the NSW DoE Zoom console at: <https://nsweducation.zoom.us>



3. Select **Sign in** at the bottom.
4. Login with your **department credentials**.



5. For first time users, **download and install** the Zoom desktop client when prompted.
6. Once signed in, **Zoom** will be ready for use!

Accessing Zoom using mobile apps

1. Download the **Zoom** app for your specific mobile device.

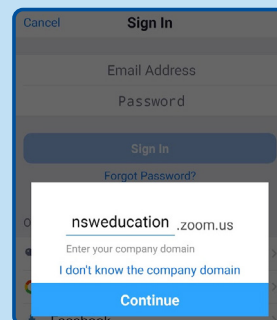


iOS
[Download](#)

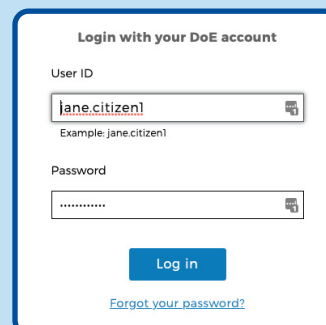


Android
[Download](#)

2. Once installed, open **Zoom**, tap **Sign In** then tap **SSO**.
3. Type **nsweducation** and tap **Continue**.



4. The **DoE log on screen** will appear. Sign in with your normal department credentials.



5. Once signed in, **Zoom** will be ready for use!

More information

- [How to join a Zoom meeting](#)
- [Participating in a meeting](#)